

# HMH SOCIAL STUDIES ★ FLORIDA ★

## Digital Highlights



UNCOVER THE **CONNECTIONS**

# HMH Social Studies Florida Online Program Highlights

**TIP:** When you click on an icon, it will open in a new window.

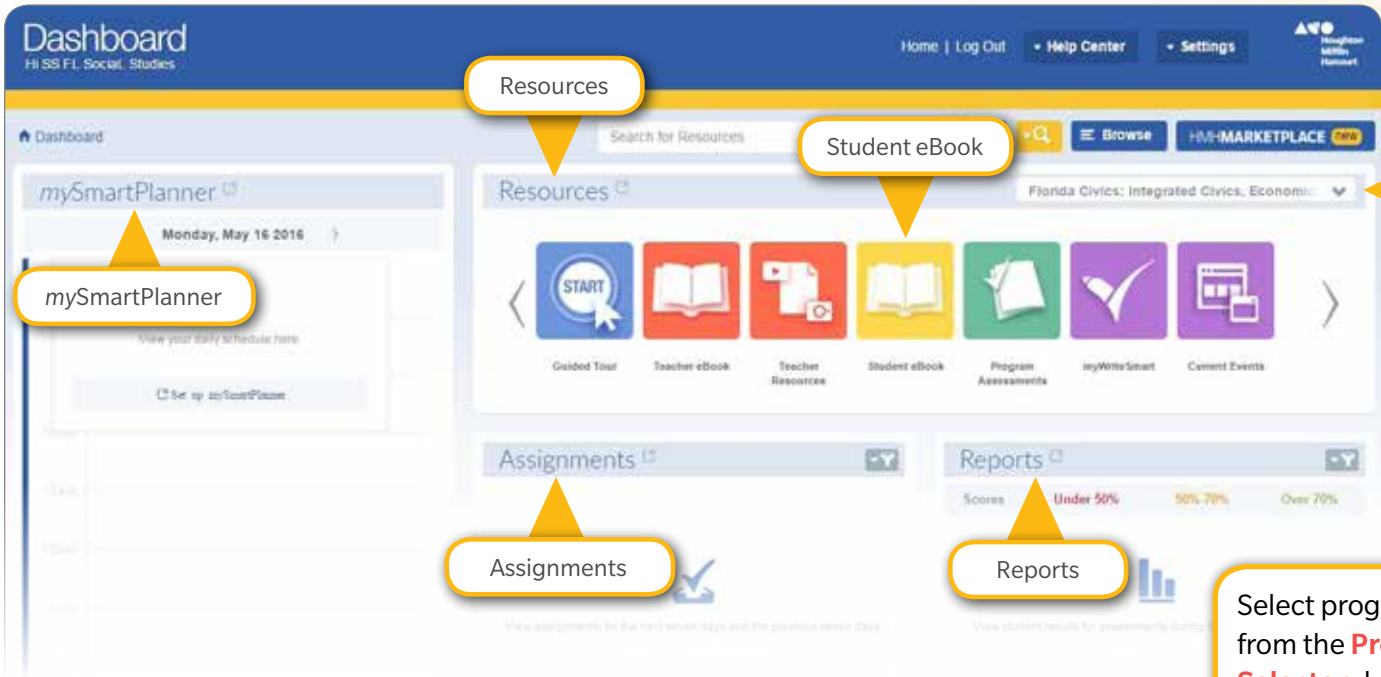
Experience **HMH Social Studies** © 2018, Florida

- 1. Login to **my.hrw.com**
- 2. Enter sample word: **FLSS17**
- 3. Write down your username and password
- 4. Bookmark the login page for easy return




Your personalized Teacher Dashboard is organized into four main sections:

- 1. mySmartPlanner
- 2. Assignments
- 3. Resources
- 4. Reports




Select program from the **Program Selector** drop-down menu.



Guided Tour


Watch first!



Teacher eBook

Teacher eBook and Resources


Interactive lessons and planning tools include support for English language learners, advanced learners, and students who need extra support.




Teacher Resources

Student eBook and Resources

Interactive materials include note-taking and graphic organizers.




Student eBook




Program Assessments

Program Assessments

A wide variety of assessments feature adapted question types and automatic scoring and reporting.




myWrite Smart



Current Events

Collaboration Resources

These tools allow students and teachers to stay connected in the 21st-century classroom.



myNotebook



Teacher eBook



Student eBook

# eBook Module and Lesson Navigation

The navigation bar provides easy access and navigation to all online tools and resources.

**TIP:** Use arrows to page forward through the eBook.



The **Contents** icon allows you to navigate anywhere in the book.



Chapter-level and section-level **Resources**, include Spanish chapter summaries.



Use the **Bookmark** icon to easily return to and view pages. To add a bookmark, click or tap the ribbon (🔖) icon on the upper right of the page.



The **Notes** icon allows students to annotate, tag, and save notes about the selection into My Notes. These can later be used to support answers to activity questions and writing for performance tasks.



**Complete audio**



The **Page View** icon allows you to choose from among three display options. The default display is **Single Page** with top-to-bottom scrolling. You may also choose **Single Page** with left-to-right scrolling. For material that is best displayed across two pages, choose **Double Page** view.

**CONTENTS**

- Introduction
- Unit 1: A Tradition of Democracy
- Unit 2: The Federal Government
- Unit 3: State and Local
- Unit 4: The Citizen in Government
- Unit 4: The Citizen in Government
- Chapter 1: Electing Leaders
- Chapter 2: The Political System
- Chapter 3: Paying for Government
- Florida: A Story Continues
- Chapter 4: Paying for Government
- Reading: The Problem Solving
- Section 1: Raising Money
- Section 2: Types of Taxes
- Civics Skills: Analyzing a Documentary
- Section 3: Managing the Country's Money
- Students Take Action: Helping Homeless Teenagers
- Chapter Review and Florida Civics EOC Practice
- Law 101: Sales Tax on the Internet
- Unit 5: The Citizen in Society
- Unit 6: The American Economy
- Unit 7: The United States and the World
- Reference Section

**CHAPTER 12**

## PAYING FOR GOVERNMENT

**Essential Question** How does the government raise money and manage the national budget process?

**Florida Next Generation Sunshine State Standards**  
 SS.7.C.2.11 Analyze media and political communications (bias, symbolism, propaganda).  
 SS.7.E.1.8 Compare the national budget process to the personal budget process.  
 SS.7.E.2.1 Explain how federal, state, and local taxes support the economy as a function of the United States government.  
 LA.7.1.6.1 The student will use new vocabulary that is introduced and taught directly.  
 LA.7.1.6.2 The student will listen to, read, and discuss familiar and conceptually challenging text.  
 LA.7.1.7.1 The student will use background knowledge of subject and related content areas, prewriting strategies, graphic representations, and knowledge of text structure to make and confirm complex predictions of content, purpose, and organization of a reading selection.  
 MA.7.A.1.2 Solve percent problems, including problems involving discounts, simple interest, taxes, tips, and percents of increase or decrease.

**WHY CIVICS Matters**  
 Taxes are one important way the government collects money. As a citizen, you should know how government collects and spends your tax money.

**PROJECT Citizen**

**STUDENTS TAKE ACTION**  
**HELPING TEENS IN NEED** In some communities there are teens who are homeless. If you lived in one of these communities, what would you do to provide a place for homeless teens to do their homework and have access to other services? As you read this chapter, think of how you might change your community to help homeless teens.

**FOCUS ON WRITING**  
**WRITING A NEWSPAPER OR MAGAZINE ARTICLE** For much of the country's history, newspapers and magazines have been an important way for citizens to learn about what their federal, state, and local governments are doing. In this chapter, you will read about how government is funded and how it manages and spends money. Then you will write a newspaper or magazine article about one aspect of government taxes or government spending.

**PAYING FOR GOVERNMENT 291**




Student eBook

# Promoting **Inquiry** and **Active Learning** in Every Lesson

Each lesson includes the tools and instructional supports needed to challenge students to approach history through active inquiry.

**TIP:** Multimedia resources are embedded at point of use in the Teacher eBook too!



Teacher eBook



**Embedded questions** promote close reading of complex text and analysis of primary sources, maps, and visuals. Students can save, print, and share with teachers.

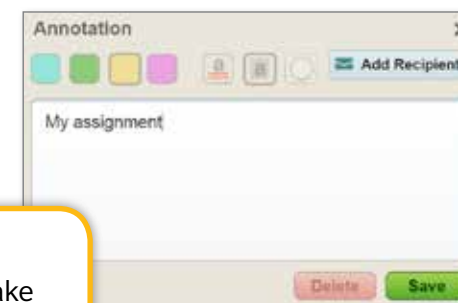


**Primary Sources** provide various opportunities for analysis with multiple types of resources including original video footage from HISTORY®.



**English and Spanish glossary** at point of use supports access to text.

**Annotate:** Highlight, take notes, and share.





Teacher eBook



Teacher Resources

# Teacher Flexibility and Customization

Access a variety of instructional resources and tools to personalize learning and support all students.

**TIP:** Use the Student Resources icon in the Student eBook to link to all student resources.



Teacher eBook



**Teacher Resource** links for every segment provide instant access to resources when and where you need them.

The screenshot displays the Student eBook interface with several sections and resources:

- Section-Level Resources:** Includes Guided Reading Workbook: Electing Leaders, Section 3: The Right to Vote; Spanish/English Guided Reading Workbook: Electing Leaders, ...; Guided Reading Workbook Answer Key: Electing Leaders, Section 3: ...; Section Lesson Plan: Electing Leaders, Section 3: The Right to Vote; and Access Points: Electing Leaders, Section 3: The Right to Vote.
- Section 1: A Two-Party System:** Features a Preteach section with 'Why It Matters' and 'Academic Vocabulary', a 'Before You Read' section with 'The Main Idea', 'Reading Focus', and 'Key Terms', and a 'Teach the Main Idea' section with 'A Two-Party System' and 'One-Party Governments'.
- Supreme Court Decisions:** Includes 'Marbury v. Madison (1803)', 'Gibbons v. Ogden (1824)', 'McCulloch v. Maryland (1819)', and 'Worcester v. Georgia (1832)'.
- Direct Teach:** Includes 'Reading Focus' and 'Political Parties'.
- Collaborative Learning:** Includes 'Research Political Parties' and 'Research Required'.
- Answers:** Includes 'Analyzing Information' and 'Reading Check'.

**Online Resource Taking Notes** is a clickable and editable graphic organizer that supports students in taking notes as they read and discuss.

## Online Resource Taking Notes

Use the graphic organizer online to take notes on the similarities and differences between the two main political parties in the United States.



**Go to** easily navigates to student book pages.

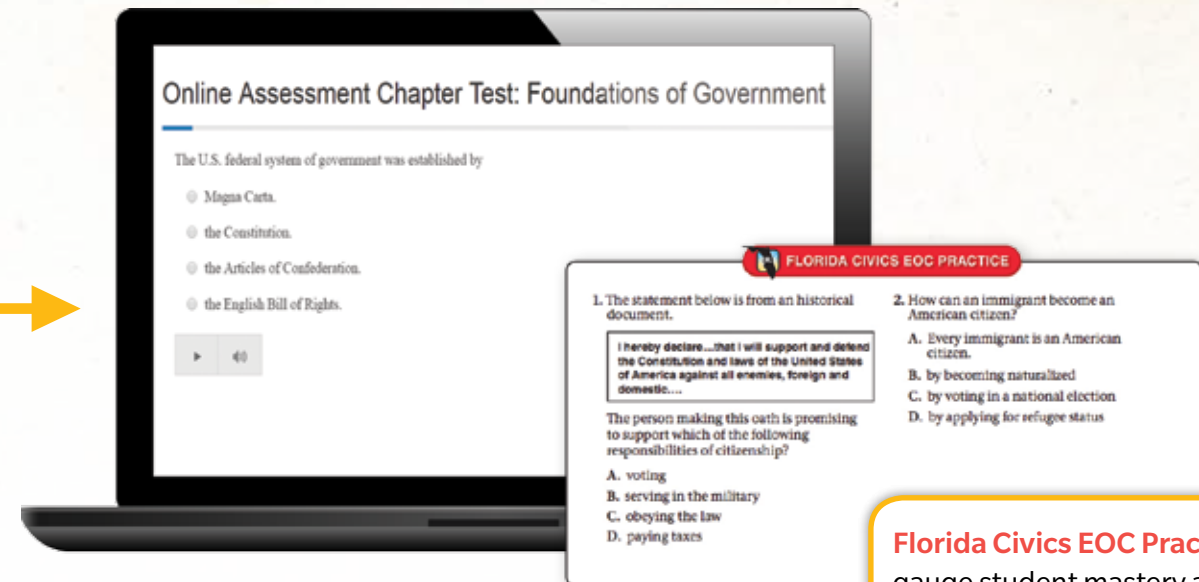
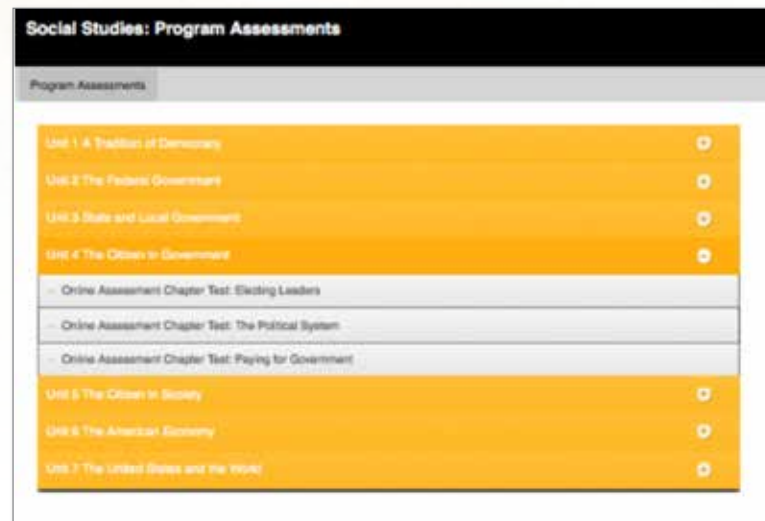



## Program Assessments

# Assessments Prepare Students for EOC Success

Program Assessments offer a wide variety of assessment types including End-of-Segment, End-of-Chapter, and End-of-Unit assessments, as well as End-of-Course Prep.

**Integrated online assessments** track and analyze student performance with automatic scoring and reporting.



**TIP:** Accessibility options are available by clicking on  in the top right corner.

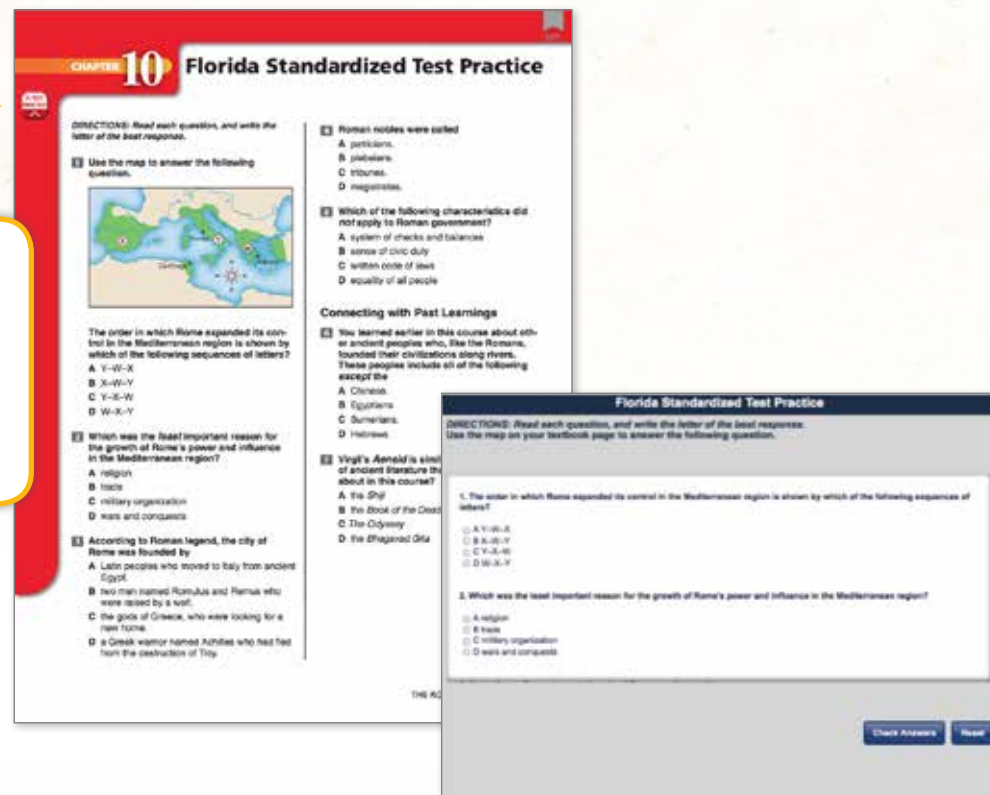
**Florida Civics EOC Practice** questions help gauge student mastery and prepare students for standardized assessments.



## Student eBook

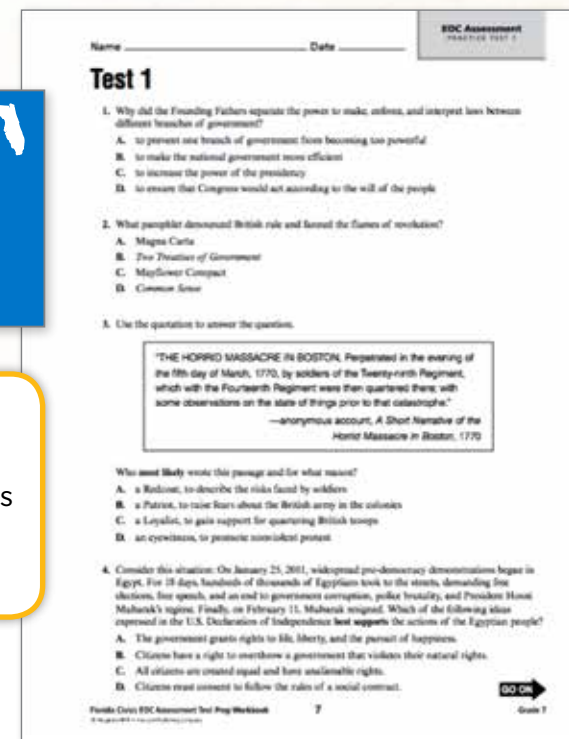


Students have one-click access to **Florida Test Practice** available within the Student eBook at the end of sections and chapters.



## FLORIDA Civics End-of-Course Assessment Test Prep Workbook

**Florida EOC Assessment Workbook** provides practice questions that mirror what students will experience on their EOC assessments.



# Innovative Collaboration Tools and Exclusive Partnerships Connect Students to the Story in History



Current Events

Current Events Site features trustworthy articles on today’s news that connect what students learn to the world around them.

## Polls

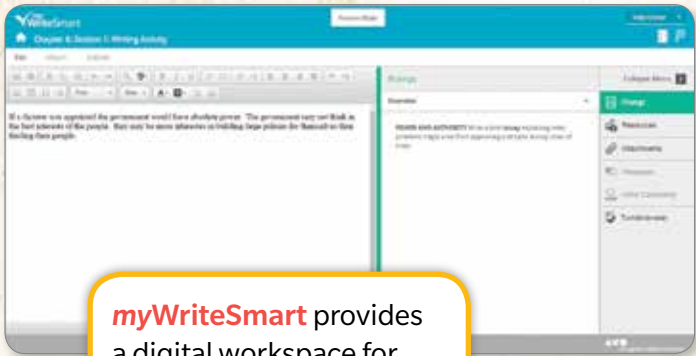
What do you think should be done with Confederate flag symbols on state government property?

Keep them as is because they're historic. (39%)

Remove them immediately. (32%)

Let the people of each state vote on it. (29%)

Polls connect students throughout the nation.

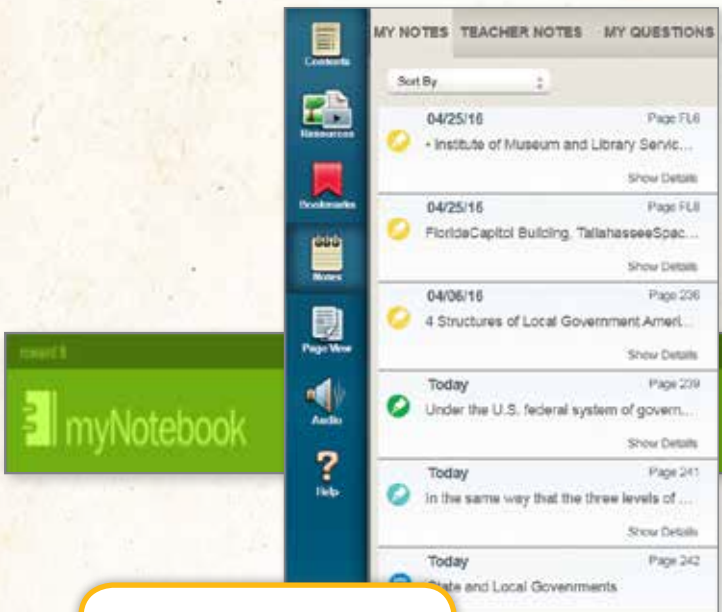


myWriteSmart provides a digital workspace for writing, collaborating, and publishing.

//CODiE//  
2014 SIIA CODE WINNER



myWriteSmart

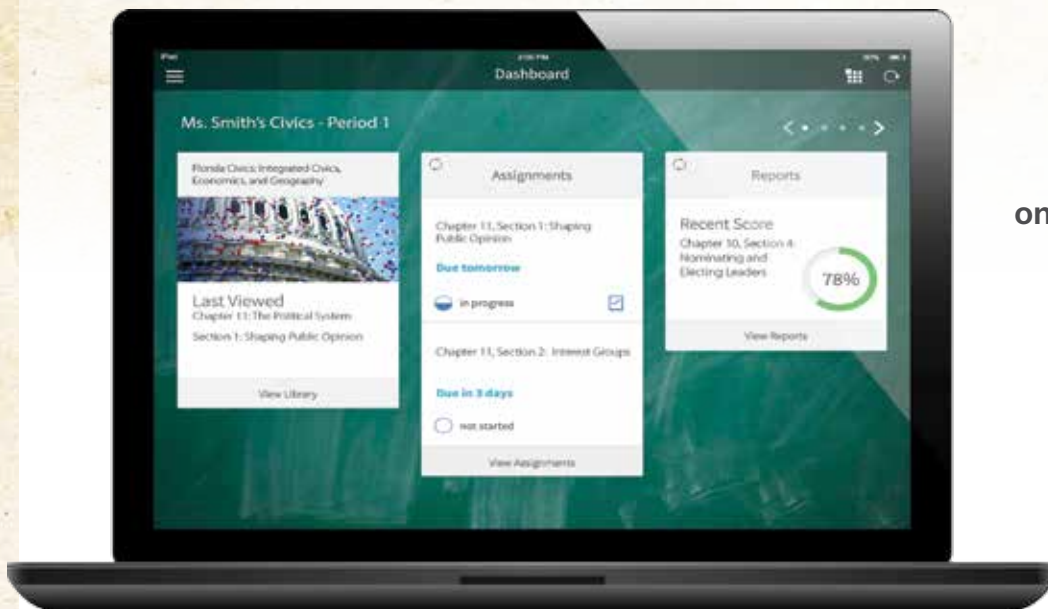


myNotebook allows teachers to communicate with students and to review their notes, annotations, and answers to analysis questions.



myNotebook

# HMH SOCIAL STUDIES ★ FLORIDA ★



**Flexible**  
online and offline access; sync work  
when you return online

**Customizable**  
add your own lessons and  
open-source content

**Collaborative**  
“Raise a Hand” during lessons

## UNCOVER THE CONNECTIONS

Sign up for an evaluation account now.

Visit [learn.hmhco.com/SuccessFL](https://learn.hmhco.com/SuccessFL)

1. Select **Sample Now**
2. Enter sample word: **FLSS17**
3. Write down **Username** and **Password**
4. Log in at **my.hrw.com**
5. **Bookmark** the login page for easy return |

For more information on our Florida Social Studies programs and our customized professional learning solutions, visit:

[learn.hmhco.com/SuccessFL](https://learn.hmhco.com/SuccessFL)



Connect with us:



HISTORY® and the “H” logo are trademarks of A&E Television Networks LLC. All rights reserved. CODiE is a registered trademark of the Software and Information Industry Association. Houghton Mifflin Harcourt™, HMH®, Channel One News®, and HMH Player® are trademarks or registered trademarks of Houghton Mifflin Harcourt. © Houghton Mifflin Harcourt. All rights reserved. Printed in the U.S.A. 08/16 MS181748



[hmhco.com](https://www.hmhco.com) • 800.225.5425