

## Turnitin Feedback Studio Feature Release Guide – August 2016

### Introduction

This document briefly outlines the changes to the user interface of Turnitin, now known as Turnitin Feedback Studio, in myWriteSmart within *Holt McDougal Online* (my.hrw.com).

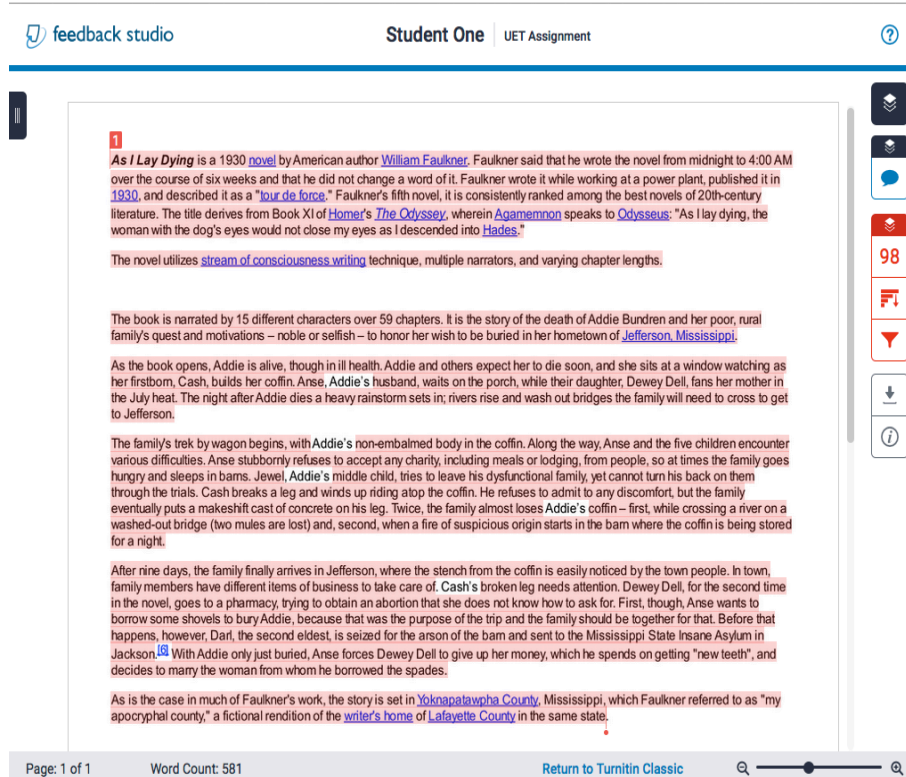
### What's New?

- **Redesigned User Interface**
- **Switching Between Feedback Studio and Turnitin Classic Views**

### What's Changed?

#### Redesigned User Interface

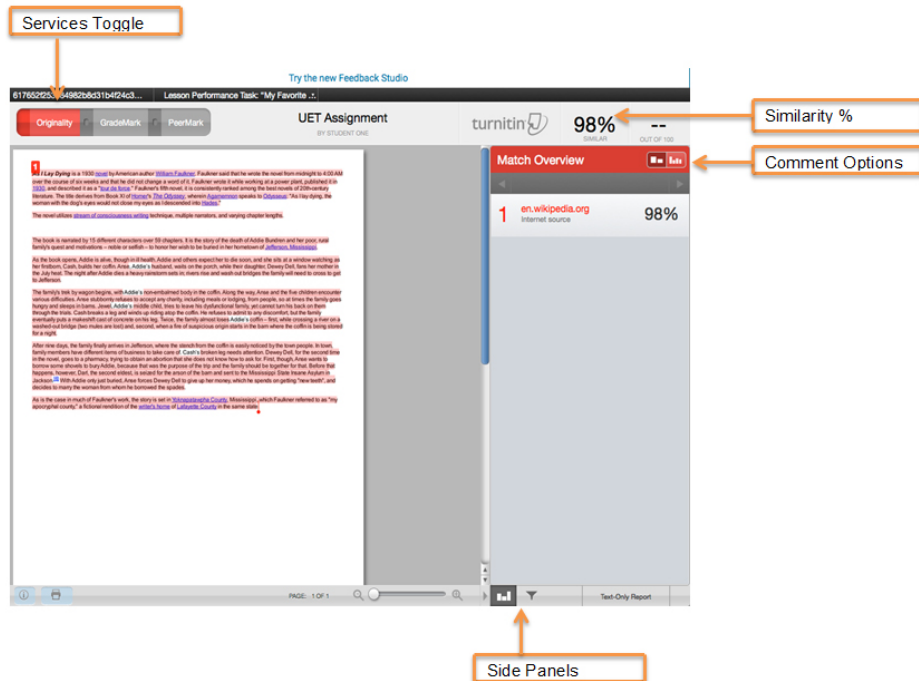
The user interface for Turnitin Feedback Studio has been redesigned to bring plagiarism prevention, feedback, and grading into a unified view that helps educators mark faster while making it easier for students to engage with their instructors' comments. This new user interface is now the default view (shown below).



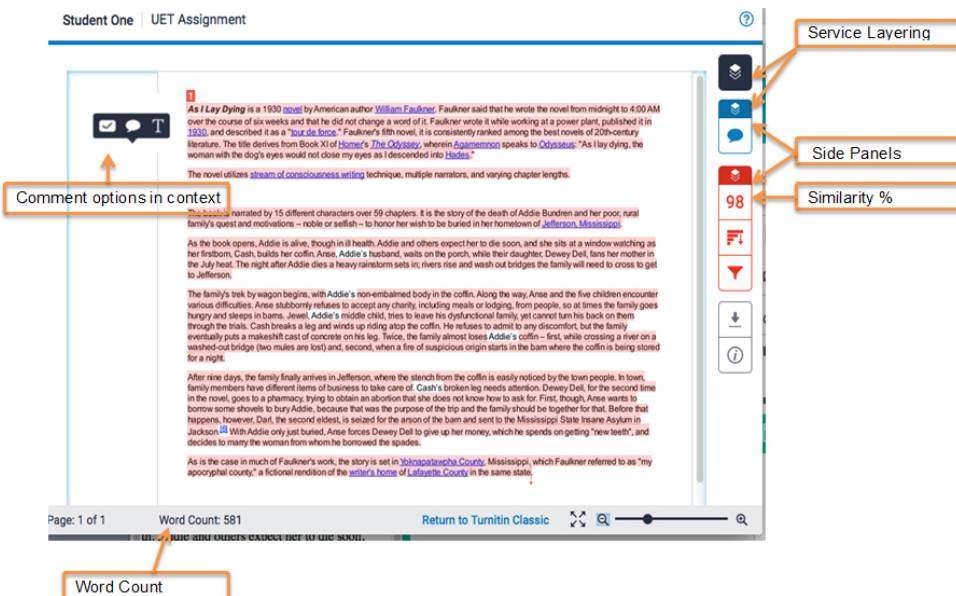
The screenshot displays the Turnitin Feedback Studio interface. At the top, the header shows "feedback studio" on the left, "Student One" and "UET Assignment" in the center, and a help icon on the right. Below the header, the main content area shows a sample text with several paragraphs. The text is highlighted in yellow, and there are red annotations (marginalia) and a red box around the text. The text includes references to "As I Lay Dying" by William Faulkner, "stream of consciousness writing", and "Yoknapatawpha County". On the right side of the text area, there is a vertical toolbar with icons for a document, a comment bubble, a red box, a red box with a white 'F', a red box with a white 'A', a download icon, and an information icon. Below the text area, the footer shows "Page: 1 of 1", "Word Count: 581", and a "Return to Turnitin Classic" link.

## Turnitin Feedback Studio Feature Release Guide – August 2016

In the previous view, known as Turnitin Classic, the bar in the top left allows users to toggle between Originality, GradeMark, and PeerMark. The similarity percentage is displayed in the top right. Comment options are available on the right. Side panels are available from the icon at the bottom.



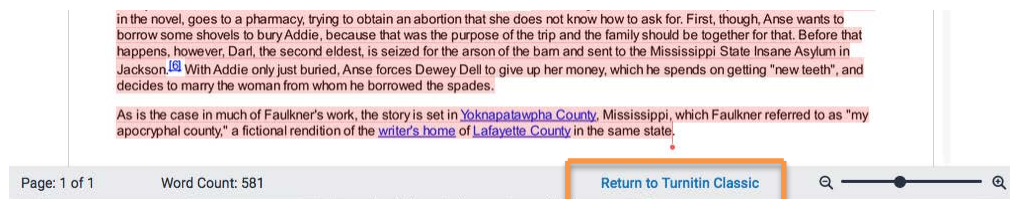
In the new Feedback Studio view, the function buttons are stacked on the right-hand side. The word count is readily available at the bottom, and comment options are available in context.



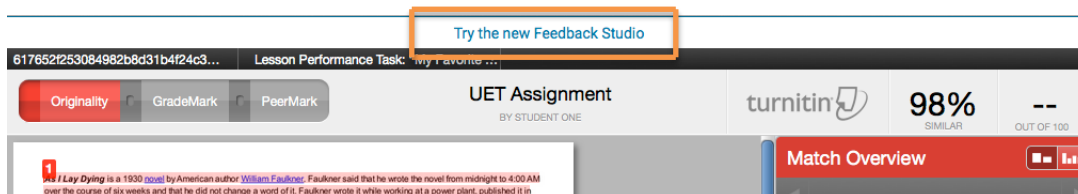
## Turnitin Feedback Studio Feature Release Guide – August 2016

### Switching Between Feedback Studio and Turnitin Classic Views

Users may revert back to the Turnitin Classic view by clicking on “Return to Turnitin Classic” at the bottom of their screen.



To return to the new Feedback Studio view, click on “Try the new Feedback Studio” at the top of the screen while in the Turnitin Classic view.



Please note that the Feedback Studio view will become the standard interface beginning Summer 2017, and Turnitin Classic will no longer be available. Houghton Mifflin Harcourt *Collections* customers have been provided with advance access to the new user interface in order to become familiar with the layout and functionality over the next year.

Our Technical Support Group will be happy to assist you with any questions you may have regarding the new interface. Please do not hesitate to contact them at [techsupport@hmhco.com](mailto:techsupport@hmhco.com), 800.323.9239, (+1) 973.368.0392, or through our [online service request system](#).

Thank you for choosing Houghton Mifflin Harcourt as your partner in education.